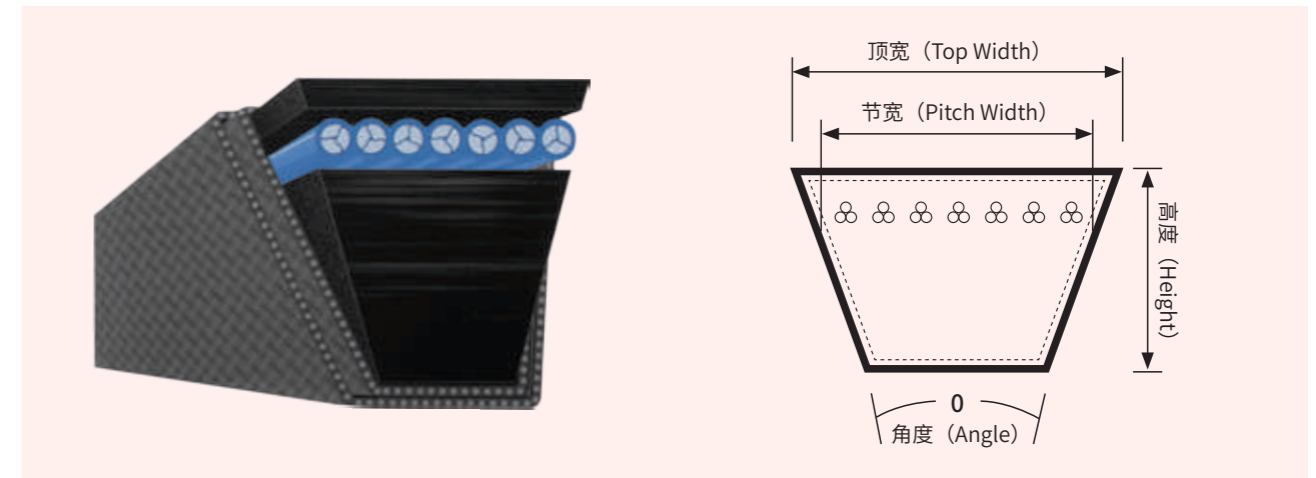


# PRODUCT ASSORTMENT

- CLASSICAL WRAPPED V-BELT.....02
- WRAPPED NARROW V-BELT.....03
- DOUBLE V-BELT.....04
- BANDED CLASSICAL V-BELT.....05
- BANDED WEDGE V-BELT.....06
- AGRICULTURAL V-BELT.....07
- PENTAGONAL V-BELT.....08
- OPITC V-BELT.....09
- KEVLAR CORD BELT.....10
- LAWN & GARDEN V-BELT.....11

## CLASSICAL WRAPPED V-BELT

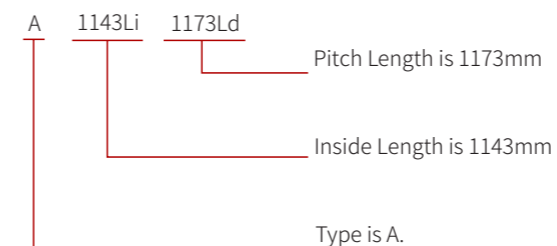


生产型号 Production Type	顶宽 Top Width	节宽 Pitch Width	高度 Height	角度 Angle	长度换算 Length Conversion	长度范围 (英寸) Length Range (inch)	长度范围 (毫米) Length Range (mm)	长度标准 Length Mark
K	8		6	40°		14"-41"	356-1041	Li
Z	10	8.5	6	40°	Li=Ld-22	16"-140"	408-3556	Li
A	13	11.0	8	40°	Li=Ld-30	16"-315"	408-8001	Li
AB	15	12.5	9	40°	Li=Ld-35	50"-315"	1270-8001	Li
B	17	14.0	11	40°	Li=Ld-40	24"-587"	610-14910	Li
BC	20	17.0	12.5	40°	Li=Ld-48	60"-315"	1524-8001	Li
C	22	19.0	14	40°	Li=Ld-58	40"-825"	1016-20955	Li
CD	25	21.0	16	40°	Li=Ld-61	60"-315"	1524-8001	Li
D	32	27.0	19	40°	Li=Ld-75	63"-827"	1600-21000	Li
CE	38	32	14	40°		59"-315"	1500-8000	Li
CL	45	38	14			59"-315"	1500-8000	Li
E	38	32.0	23	40°	Li=Ld-80	118"-827"	2997-21000	Li
F	50	42.5	30	40°	Li=Ld-120	210"-825"	4800-21000	Li

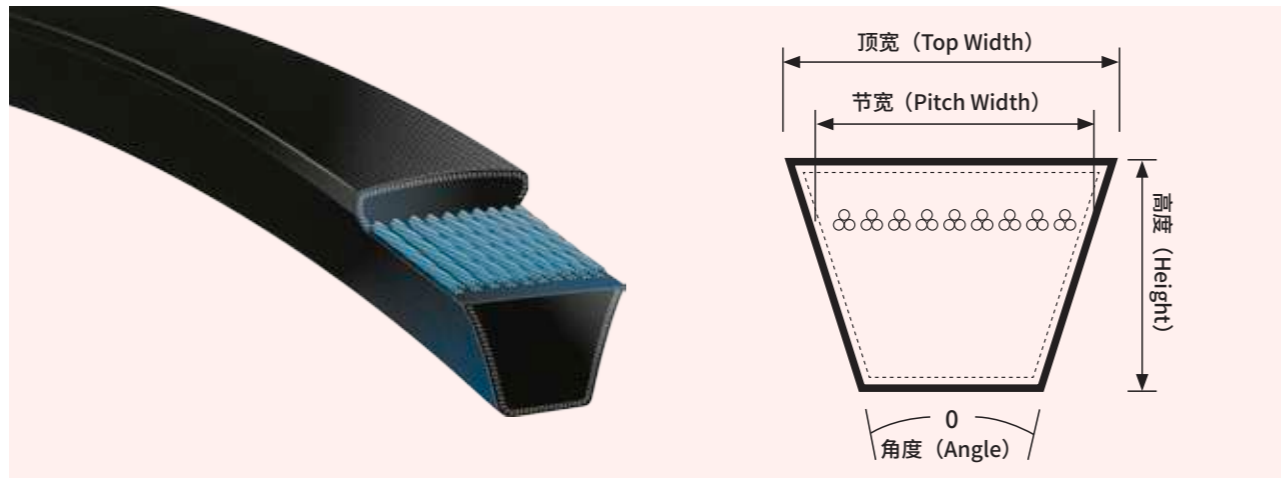
### FEATURES

· Classical wrapped v-belts feature high strength, low protraction, small matching tolerance and a fatigue endurance limit of over times.

### EXAMPLE OF MARK



## WRAPPED NARROW V-BELT



生产型号 Production Type	顶宽 Top Width	节宽 Pitch Width	高度 Height	角度 Angle	长度换算 Length Conversion	长度范围 (英寸) Length Range(inch)	长度范围 (毫米) Length Range(mm)	长度标准 Length Mark
3V (9N)	9.5	/	8.0	40°	La=Li+50	20"-210"	508-5334	La
5V (15N)	16.0	/	13.5	40°	La=Li+82	50"-587"	1270-14910	La
8V (25N)	25.5	/	23.0	40°	La=Li+144	126"-587"	3200-14910	La
SPZ	10.0	8.0	8.0	40°	Lw=Li+30	20"-210"	508-5334	Lw
SPA	13.0	11.0	10.0	40°	Lw=Li+38	31.5"-236"	800-5994	Lw
SPB	17.0	14.0	14.0	40°	Lw=Li+58	50"-587"	1270-14910	Lw
SPC	22.0	19.0	18.0	40°	Lw=Li+73	63"-825"	1600-20955	Lw

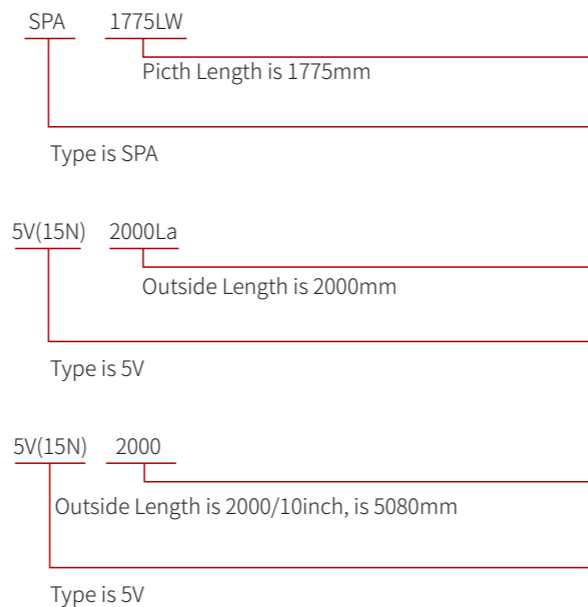
### FEATURES

Wedge wrapped V-belts offer high transverse stiffness and a transmission power 50-100% higher than classical V-Belt. The transmission limiting velocity reaches 40m/s and the transmission efficiency over 95%.

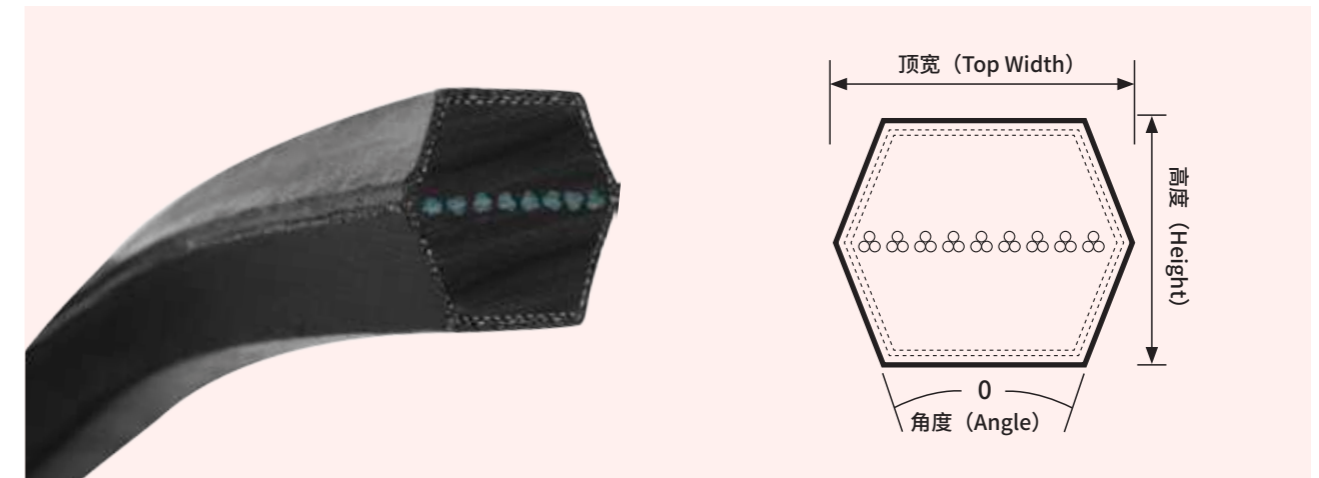
### MARKING

Wedge wrapped V-belt fall into two categories: The Metric SP series comprise of SPZ, SPA, SPB and SPC models. The Inch V series include 3V(9N), 5V(15N) and 8V(25N) models. V-belt of these types are marked according to the outside length of factory V-belts. Specific noting should be made on the order list if the customer has special requirements. The length conversion table is available for conversion between various models.

### EXAMPLE OF MARK



## DOUBLE V-BELT



生产型号 Production Type	顶宽 Top Width	高度 Height	角度 Angle	长度换算 Length Conversion	长度范围 (英寸) Length Range(inch)	长度范围 (毫米) Length Range(mm)	长度标准 Length Mark
HAA	13	10.0	40°	Li=La-63	61"-197"	1549-8001	Li
HBB	17	130.	40°	Li=La-82	61"-315"	1549-8001	Li
HCC	22	17.0	40°	Li=La-107	90"-354"	2286-8992	Li

### FEATURES

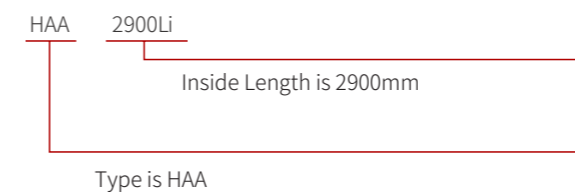
With multiple working surface, Double V-belts offer flexibility and are applicable to multiple shaft transmission systems such as spinning and agricultural machines as well as calling "Hexagon belts".

### MARKING

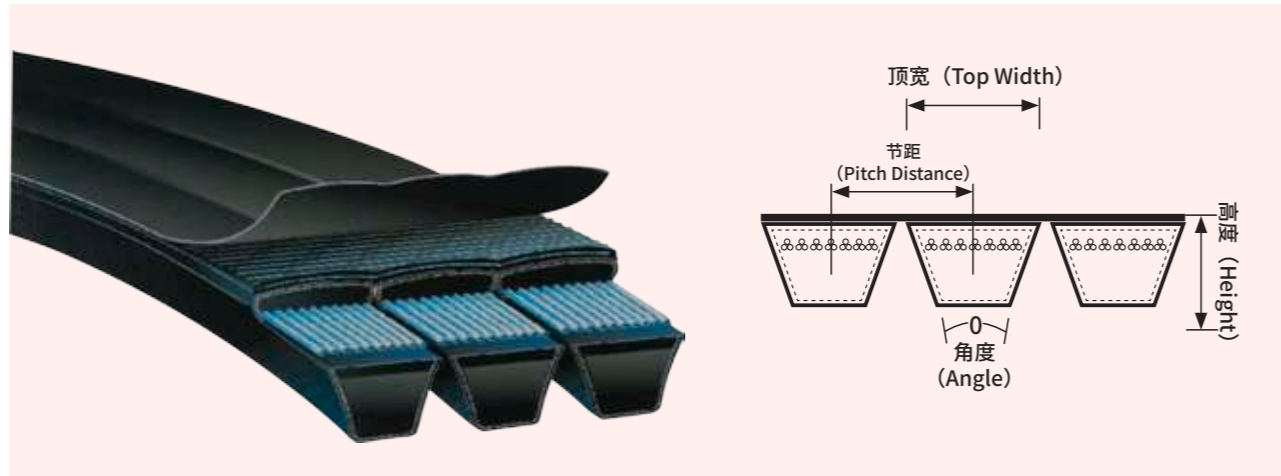
The marking of double V-belts show the inside length of factory V-belts. The length conversion table is available for conversion between different models.



### EXAMPLE OF MARK K



## BANDED CLASSICAL V-BELT



生产型号 Production Type	顶宽 Top Width	节宽 Pitch Width	高度 Height	角度 Angle	长度换算 Length Conversion	长度范围 (英寸) Length Range (inch)	长度范围 (毫米) Length Range (mm)	长度标准 Length Mark
AJ	13.6	15.6	10.0	40°	Li=La-63	61"-197"	1549-5004	Li
BJ	17	19	130.	40°	Li=La-82	61"-620"	1549-15748	Li
CJ	22.4	25.5	16.0	40°	Li=La-100	90"-620"	1800-15748	Li
DJ	32.8	37	21.5	40°	Li=La-135	130"-580"	3302-14732	Li

### FEATURES


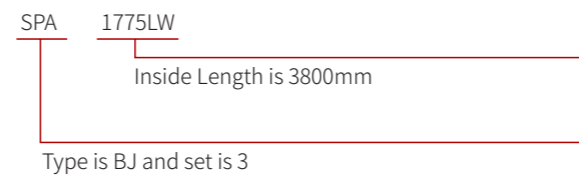
Banded classical V-belts are composed of multiple classical V-belts with are connected into a whole. They effectively solve problems such as wobbling, smacking and turning over occurred in single belt operation while ensuring equal stress of each belt and a large conveying load.

### MARKING

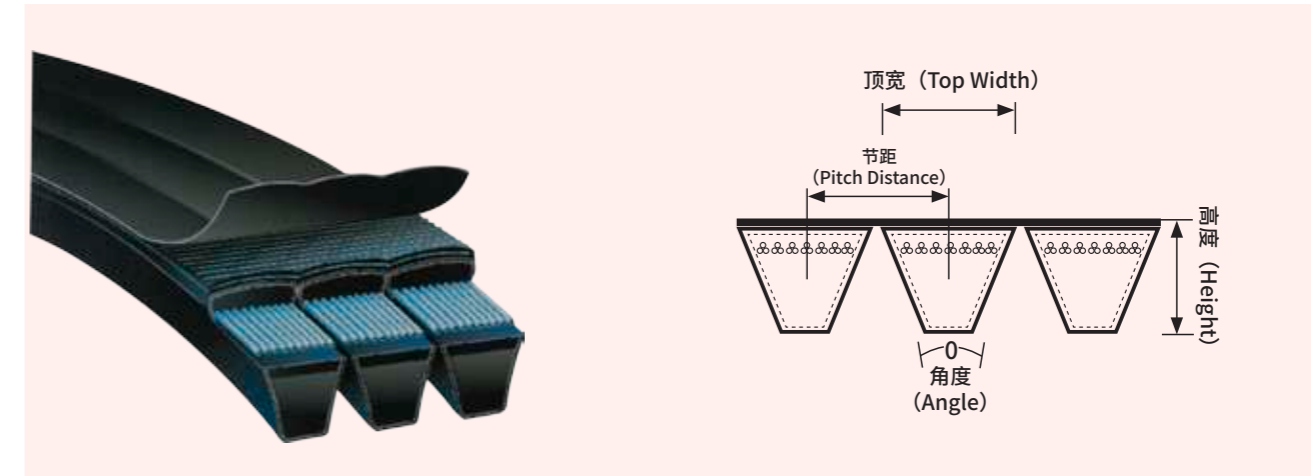
The marking of banded classical V-belts stipulates model type, banding number and length with factory mark in sequence. V-belts of type are marked according to the inside length of factory V-belts. The length conversion table is available for conversion between various models.

### EXAMPLE OF MARK

普通联组 V 带标识  
The marking of banded classical V-belts



## BANDED WEDGE V-BELT



生产型号 Production Type	顶宽 Top Width	节宽 Pitch Width	高度 Height	角度 Angle	长度换算 Length Conversion	长度范围 (英寸) Length Range (inch)	长度范围 (毫米) Length Range (mm)	长度标准 Length Mark
3V(9J)	9.7	10.3	9.7	40°	La=Li+63	61"-315"	1549-8001	La
5V(15J)	15.7	17.5	15.7	40°	La=Li+98	61"-620"	1549-15748	La
8V(25J)	25.4	28.6	25.4	40°	La=Li+157	112"-620"	2845-15748	La
SPZ	10.5	/	10	40°	Lw=Li+43	61"-315"	1549-8001	Lw
SPA	13.6	/	12.3	40°	Lw=Li+53	61"-315"	1549-8001	Lw
SPB	17	/	16.5	40°	Lw=Li+75	140"-620"	3550-15748	Lw
SPC	22	/	21	40°	Lw=Li+92	90"-620"	2286-15748	Lw

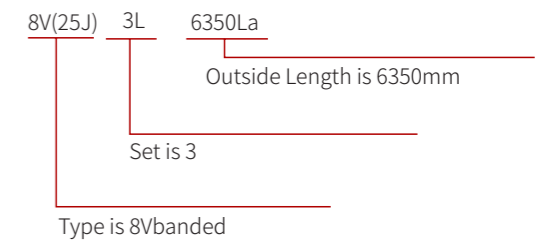
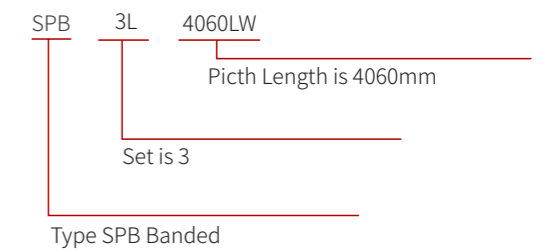
### FEATURES

Banded wedge V-belts are composed of multiple narrow V-belts which are connected into a whole. They effectively solve problems such as wobbling, smacking and turning over occurred in single belt operation while ensuring equal stress of each belt and a large conveying load.

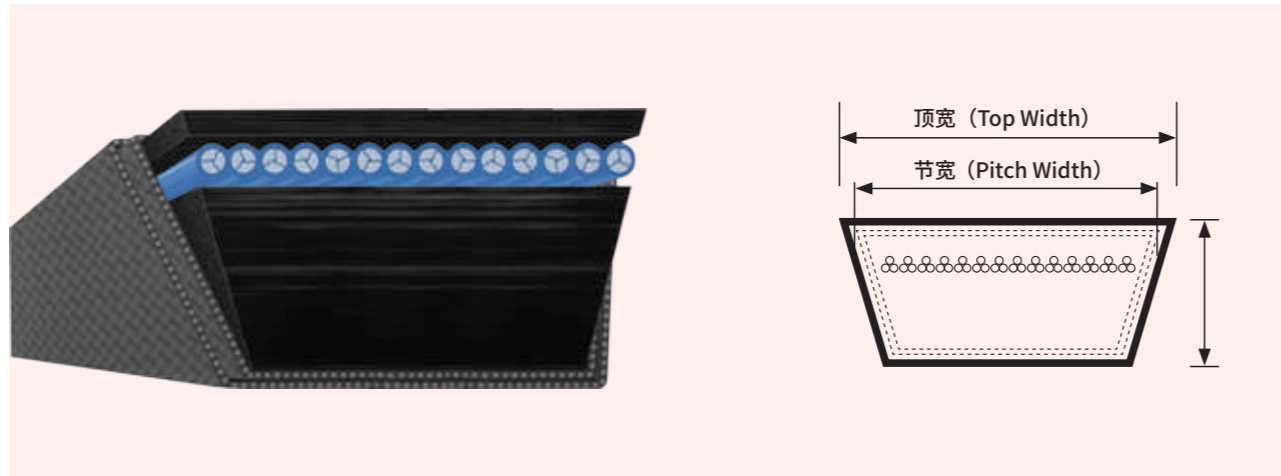
### MARKING

The marking of banded wedge V-belts stipulates model type, banding number and length with factory mark in sequence. V-belts of these types are marked according to the outside length of factory V-belts. Specific noting should be made on the order list if the customer has special requirements. The length conversion table is available for conversion between various models.

### EXAMPLE OF MARK



## AGRICULTURAL V-BELT



生产型号 Production Type	顶宽 Top Width	节宽 Pitch Width	高度 Height	长度换算 Length Conversion	长度范围 (英寸) Length Range(inch)	长度范围 (毫米) Length Range(mm)	长度标准 Length Mark
HI	25.4	23.6	12.7	Li=La-80	48-88	1219-2235	Li
HJ	31.8	29.6	15.1	Li=La-95	61-315	1549-8001	Li
HK	38.1	35.5	17.5	Li=La-110	62-315	1575-8001	Li
HL	44.5	41.4	19.8	Li=La-124	71-315	1803-8001	Li
HM	50.8	47.3	22.2	Li=La-139	71-315	1803-8001	Li

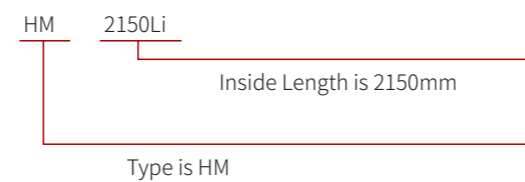
### FEATURES

· Agricultural V-belts feature simple structure, easy production, smooth transmission, small mechanical vibration, wide applicability and convenient maintenance.

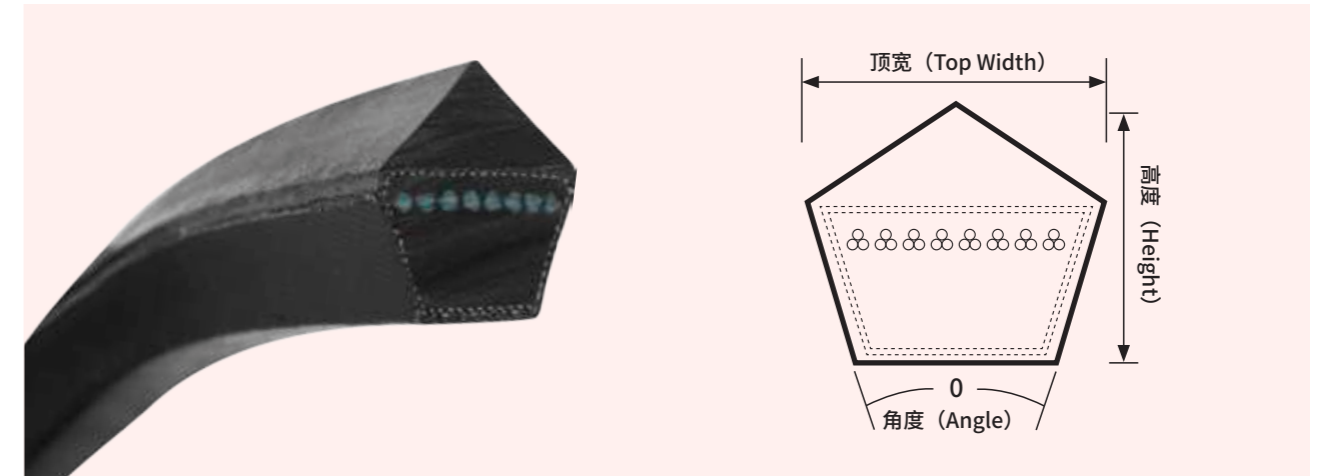
### MARKING

· The marking of agricultural V-belts show the inside length of factory V-belts. The length conversion table is available for conversion between different models.

### EXAMPLE OF MARK



## PENTAGONAL V-BELT



Section	Top Width	Thickness	Angle
	(inch)	(inch)	(Deg)
3L	0.38	0.22	40
4L	0.50	0.31	40
5L	0.66	0.38	40

### FEATURES

- (1) With excellent resistance to flex, abrasion resistance, easy jointed and other characteristics. Widely used in textile, packaging, printing, machinery, electronic, glass, chemicals, ceramics and other industries, especially in the ceramic industry, widely used in the facilities line the glaze, polishing lines, and transmission line.
- (2) Specification including A, B, C, widely used in ceramic industries with excellent abrasion resistance.

## OPITC V-BELT



### FEATURES

- EXCELLENT OPERATIONAL SAFETY,OPTIMAL RUNNING CHARACTERISTICS, EQUAL POWER TRANSMISSION, ABRASION-RESISTANT COVER FABRIC.

## KEVLAR CORD BELT



- Aramid (Kevlar) cords are used as reinforcement to provide high tensile strength and longer service life
- Provides efficient Power transmission and smoother operation in severe shock loads
- Suitable where the power transmission requirements are very critical
- Extremely low elongation, No slippage , No re-tensioning required Sinoconve belt range can be manufactured with Aramid /Kevlar cord as the tension member depending on application requirements
- Provides better performance characteristics as compared to Polyester cords :

Type	Cord
V-Belts	polyester/kevlar
Band V-Belts	polyester/kevlar
Agricultural Belts	polyester/kevlar

## LAWN & GARDEN V-BELT



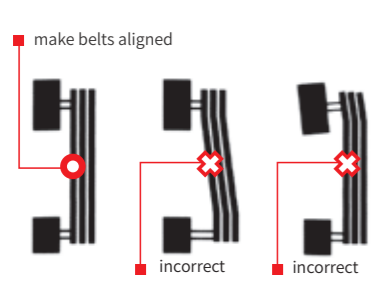
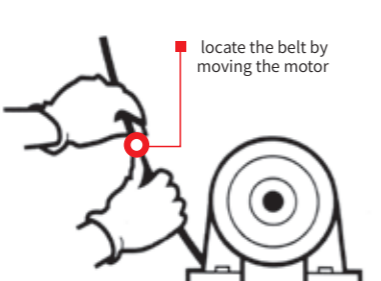
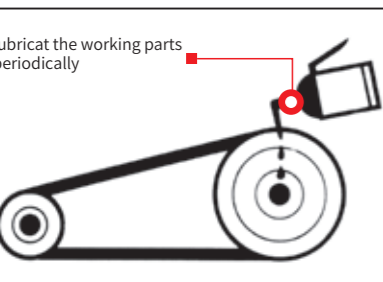
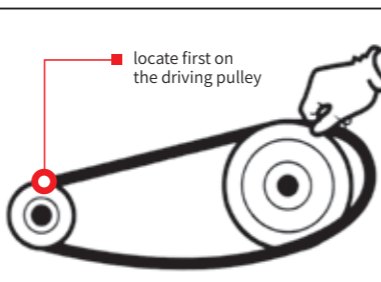
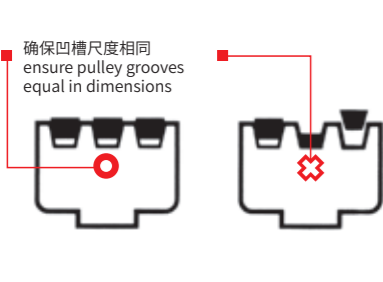
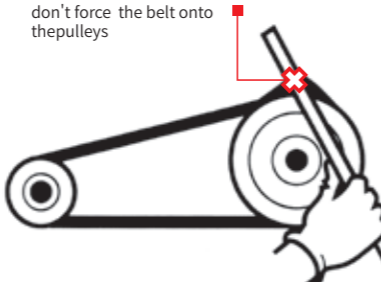
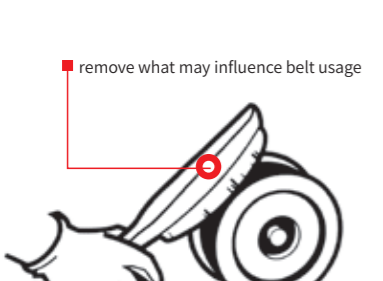
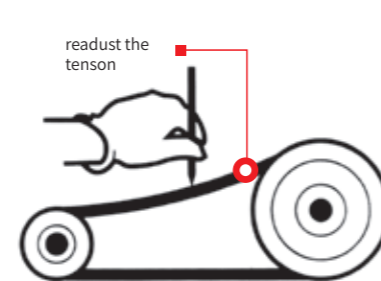
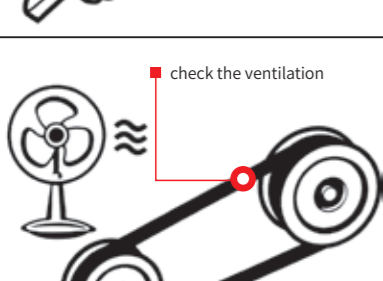
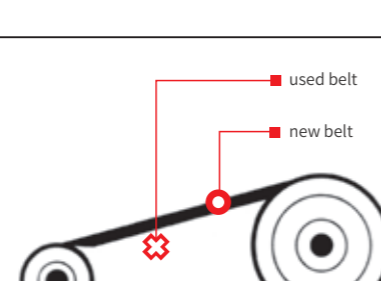
- Sinoconve factory a specialized range of belts exclusively designed to withstand the rigorous working conditions of Grass Machinery applications. Sinoconve Lawn & Garden belts are designed and manufactured to exactly fit into all popularly available lawn and garden machinery.
- Sinoconve Lawn & Garden belts provide best solutions with highest quality and covers majority of lawn and garden market. Use of Sinoconve Lawn & Garden belt ensures low downtime & manpower cost associated with replacing a belt.
- Sinoconve Lawn and Garden Belts offer the Best Fit for OE replacement in different categories of belt construction. Features:

- Aramid cord impregnated with special compound eliminates the need for tensioning while offering:
  - High Tensile Strength
  - Non-extensibility
  - High Resistance to shock loads
- Dry wrapping of special fabric ensures:
  - High resistance to wear and tear and reduced slippage while clutching
- Belt Characteristics ensure:
  - High resistance to repeated reverse flexing
  - High resistance to oil, heat and cracking
- Extensive range tested and approved by many OEM' s. Available in Blue, Brown, White, Grey, and Black fabric.

- Available in all standard sections.
- As the name suggests, the applications using these belts are very specific.
- Sinoconve Aramid/Kevlar corded V belts are also suitable for industrial applications where shock loading or zero elongation are critical factors. Typical applications include the lawn and garden Machinery where the clutching requirement is very high.
- Standards & Dimensions:
  - The standard length designation for Light Duty V-belts is as follows: Belt number / 10 = Outside length in inches. For example: 3L400 means 400 / 10= 40 inches outside length

Section	Top Width	Thickness	Angle
	(inch)	(inch)	(Deg)
3L	0.38	0.22	40
4L	0.50	0.31	40 <
5L <	0.66	0.38	40

# MAINTENANCE

preparation		installation	
	<p>Please check the pulleys and make them aligned. Incorrect alignment may shorten the service life of belts.</p>		<p>Please locate the belt by moving the motor.</p>
	<p>Please check the main components of pulley and lubricate the working parts periodically.</p>		<p>Please put belts onto the pulley one by one and locate the belts first on the driving pulley.</p>
	<p>Please check the pulley grooves and make sure they are all equal in dimensions.</p>		<p>DO not use a lever to force the belt onto the pulleys but turning the pulley slowly can facilitate installation.</p>
	<p>Please check the pulley abrasion and remove any rust, dirt or grease that may influence belt usage.</p>		<p>Apply tension to prevent slippage at full loading and run 5 minutes and retension. If necessary please readjust the tension after belts running a few days.</p>
	<p>Please check the ventilation and ensure sound heat dissemination of the pulley and belt in operation.</p>		<p>Do not combine to use new and used belts in one set that may shorten the belt life due to the unbalanced stretch of belts.</p>

# DIRECTION OF USE

## 1. Appearance Check Of Pulley

Check the wear degree of pulley, clean scale crust, dirt and grease of pulley surface. Regularly check the lubricating oil of transmission parts is sufficient.

## 2. V Belt And Pulley Match Confirmation:

When select V belt, to confirm whether the V belt model is matched with the pulley, make sure that there is a gap between the bottom of selected V-belt and the bottom of wheel groove. Make sure that the two side of V-belt and wheel groove have good connection, in order to ensure the efficiency of V belt.

## 3. Debugging The Stretch Degree Of V-belt

When installing V-belt, narrow center distance of this two pulley, and sheathe the belt. And then, slowly adjust the center distance, with the force of 150-220N, press middle part of each belt, to press down the distance of about 15mm, adjust the suitable tension degree of V-belt. Don't use the crowbar forced belt into the belt pulley.

## 4. Inspect Parallel Degree Of Belt Wheel Axis;

After installation, check whether the two pulley axis is parallel, and the end face of the belt wheel is perpendicular to its axis. The installation of two belt wheel must be solid. If there is deviation, angle error should be less than 20, otherwise, the V-belt is prone to bias wear, which will affect the transmission capacity and reduce the service of V-belt.

## 5. Inspection Of Protective Equipment Of V-belt:

Ensure the safety of V-belt driving, V-belt driving should be installed transmission protection device to avoid contacting alkali, oil and the corrosive substances. Preventing sun exposure, which accelerated aging; meanwhile, checking the ventilation condition of the equipment, to ensure that the belt pulley and V-belt are in good heat dissipation during operation.

## 6. Use Check Of V-belt

Using process should regularly check the wear condition of v-belt, if one of the V-belt is damaged, should replace the group of all V-belt. Different models, old and new V-belt can not be used in the same group, also cannot arbitrarily reduce the V-belt.

## 7. Inspect The Stretch Degree Of V-belt

Regularly checking the stretch degree of V-belt, adjust the distance of belt pulley center on time, if need to add a tension pulley, it should be installed in right loose side which is close to the big pulley.